


Name: _____


Making Double Bar Graphs

5th and 6th grade students voted on their favorite lunch items and recorded the results in the table below. Using the data table, create a double bar graph.

Lunch Item	Student Votes	
	5 th Grade	6 th Grade
Hamburger	12	16
Grilled Cheese	6	10
Tacos	24	12
Chocolate Milk	14	22
Fruit	8	18



Title: _____

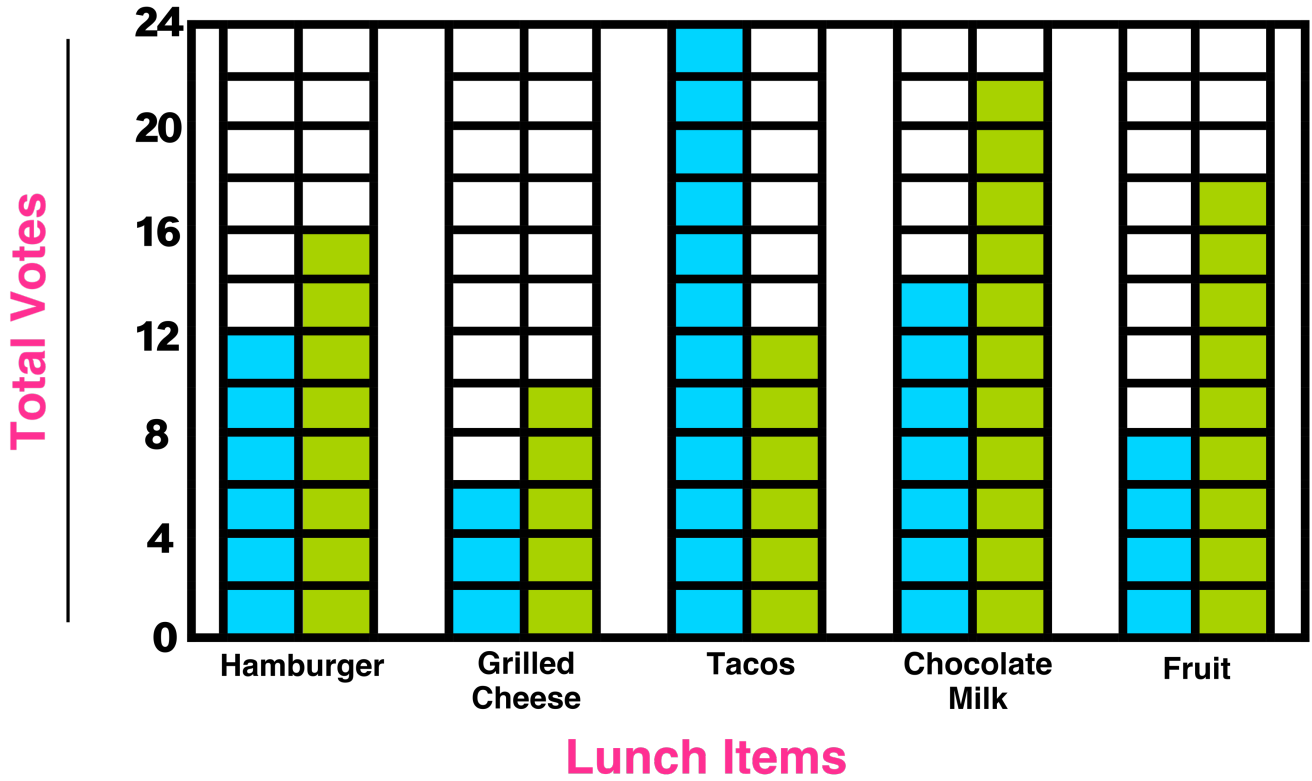



= _____


= _____

ANSWER KEY

Title: Favorite Lunch Items



 = 5th Grade Students

 = 6th Grade Students