

Name: _____


Making Double Bar Graphs

5th Grade boys and girls voted on their favorite hobbies and recorded the data in the table below. Using the data table, create a double bar graph.

Hobby	Student Votes	
	Boys	Girls
Video Games	90	95
Arts and Crafts	40	70
Music	55	70
Hiking	100	100
Cooking	120	40



Title: _____

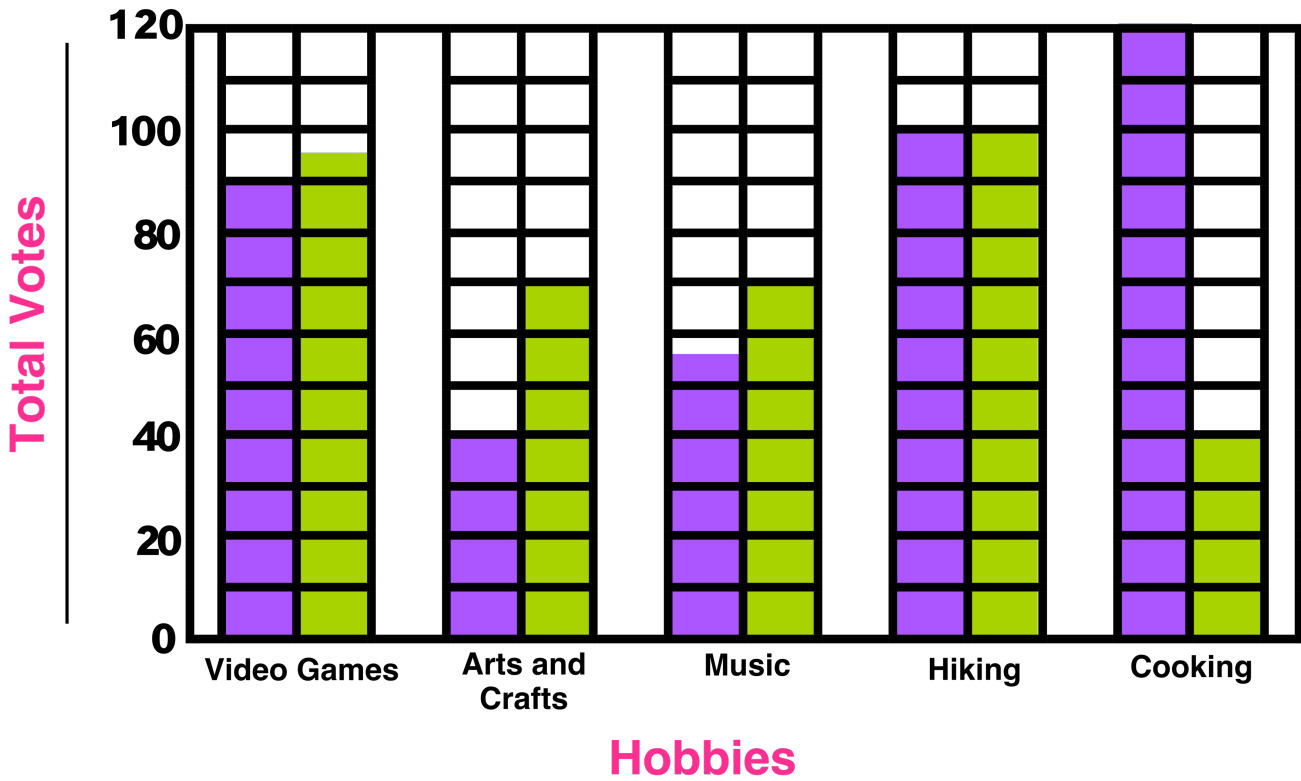



□ = _____

□ = _____

ANSWER KEY

Title: Favorite Hobbies



 = Boys

 = Girls