

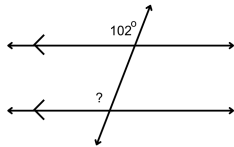
Name: _____



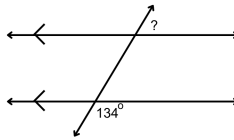
Parallel Lines and Transversals

Directions: Find the measure of each angle indicated.

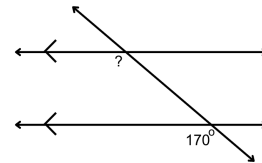
1.



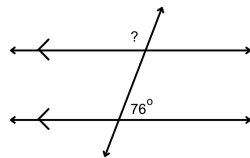
5.



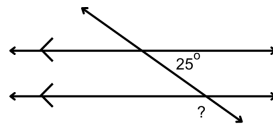
9.



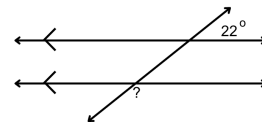
2.



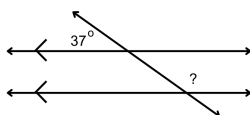
6.



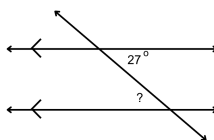
10.



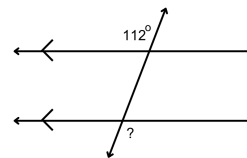
3.



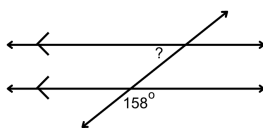
7.



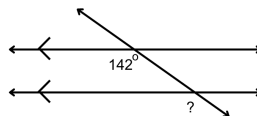
11.



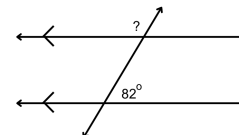
4.



8.

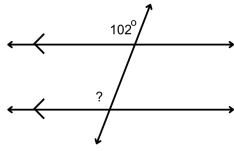


12.



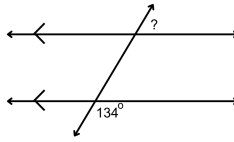
ANSWER KEY

1.



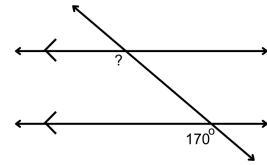
102°

5.



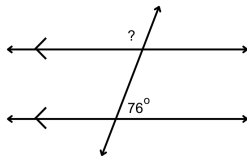
46°

9.



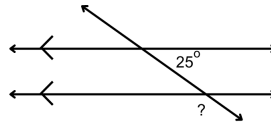
170°

2.



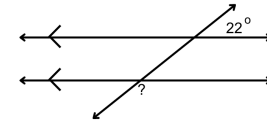
104°

6.



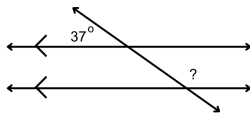
155°

10.



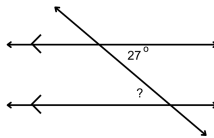
158°

3.



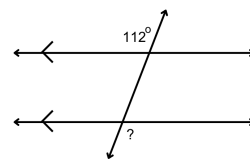
143°

7.



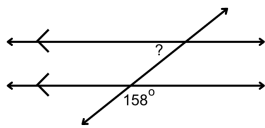
27°

11.



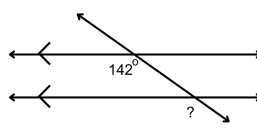
112°

4.



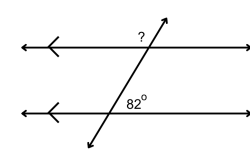
22°

8.



142°

12.



98°